



**SEMICON[®]
SOUTHEAST
ASIA**

SEMICON Southeast Asia 2026

May 5-7, 2026,
MITEC | Kuala Lumpur,
Malaysia

TRANSFORM
TOMORROW



**SEMICON
SOUTHEAST
ASIA**

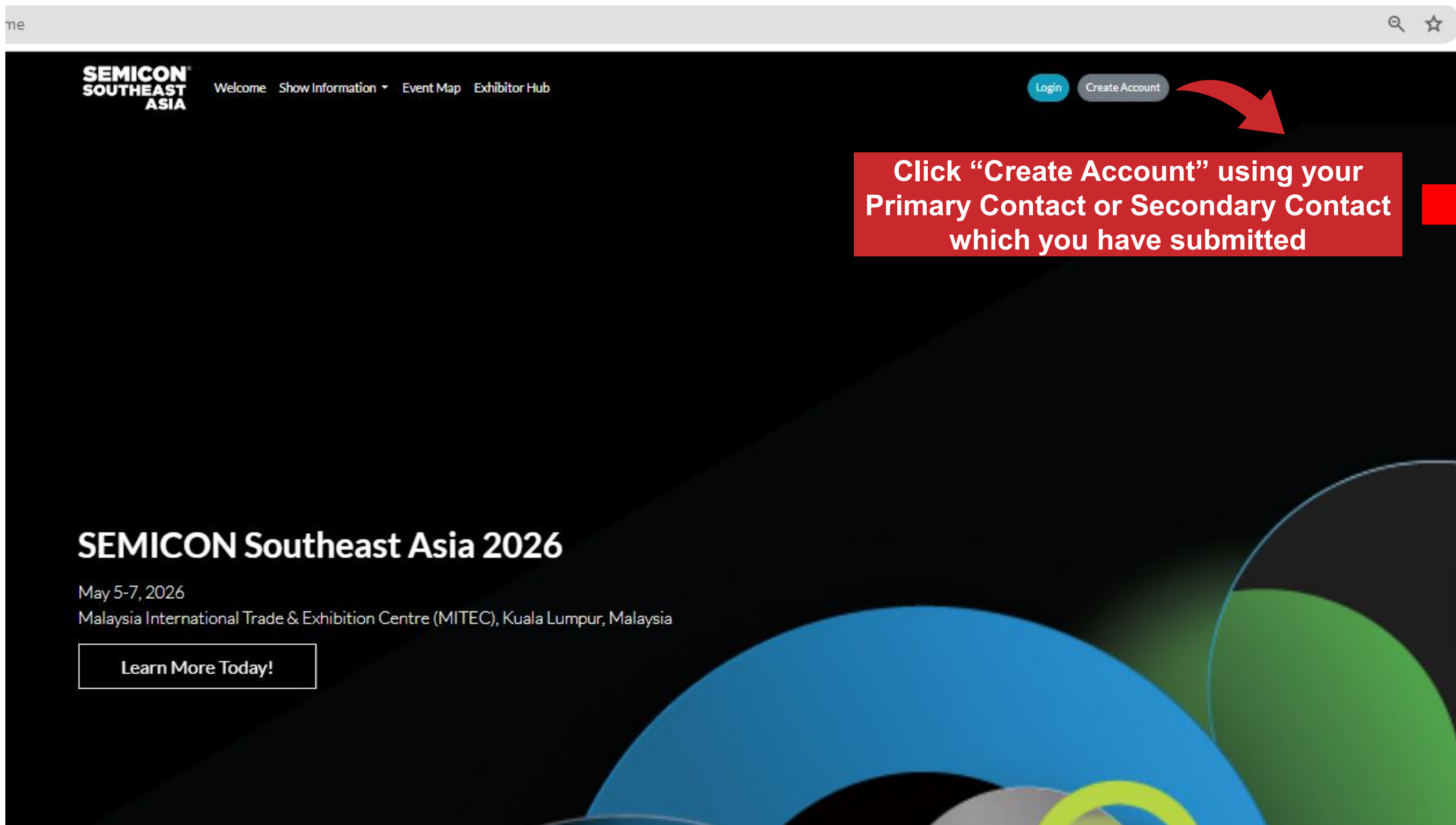
Account Set-up Guide

TRANSFORM
TOMORROW

Step 1

Create an account via this link below:

<https://southeastasia2026.smallworldlabs.com/>



Step 2

Fill in the required details using the Primary or Secondary contacts which you have submitted submit to us.

The screenshot shows the account creation form. It includes the following fields and options:

- First Name*
- Last Name*
- Email Address*
- Confirm Email*
- Password* (Minimum 8 characters, at least 2 uppercase letter, at least 2 lowercase letter, at least 2 number, and at least 1 special character)
- Confirm Password*
- Share my information with Companies (checkbox)
- Contact Title*
- Contact Company*
- Contact Address* (Line 1, Line 2)
- City*
- Postal Code*
- State/Province/Region*
- Country* (Choose Country dropdown)
- Contact Phone*
- Bio (text area)
- Event Interests* (checkboxes for General Interest, Attendance Information, Exhibits Information, Speaker Information)
- I am not a robot (checkbox)
- Indicate you accept the Terms & Conditions of this site by checking the box below.* (checkbox)
- Submit button



Step 3

Click on Exhibitor Hub



The screenshot displays the SEMICON SOUTHEAST ASIA exhibitor hub. At the top, there's a navigation bar with 'Welcome', 'Show Information', 'Event Map', and 'Exhibitor Hub'. Below this, the user's profile is shown as 'SEMI Southeast Asia Pte Ltd' with a 'Bronze' badge and booth number '#3204'. A yellow callout box points to this profile information with the text: 'Your company's name and booth no. will show here'. Below the profile are two main sections: 'Press Releases' and 'Products', both indicating 'You have 3 more submissions to add' and featuring 'Add Submission' buttons. A red arrow points from these buttons towards the 'Step 4' text. Underneath is an 'EXHIBITOR HUB TOUR' section with a 'Start Tour' button. The main content area features a company profile for SEMI Southeast Asia Pte Ltd, including an 'About' tab, 'Name', 'What We Do', 'Website', and 'Categories'. A red arrow points to the 'Edit' button in the top-right corner of this profile. Below the profile are 'TASKS' (Update Your Listing, Manage Press Releases, Manage Products, Exhibitor Badge Request) and 'FEATURED LINKS' (E-Invitation, Online Exhibitor Service Manual, SEMICON SEA 2024 Marketing Tools). At the bottom, there's a 'LISTINGS' section with a search bar and three featured listings: SEMI University, SEMI Standards, and SEMI Market Intelligence, each with a star icon and an 'Explore' button.

Step 4

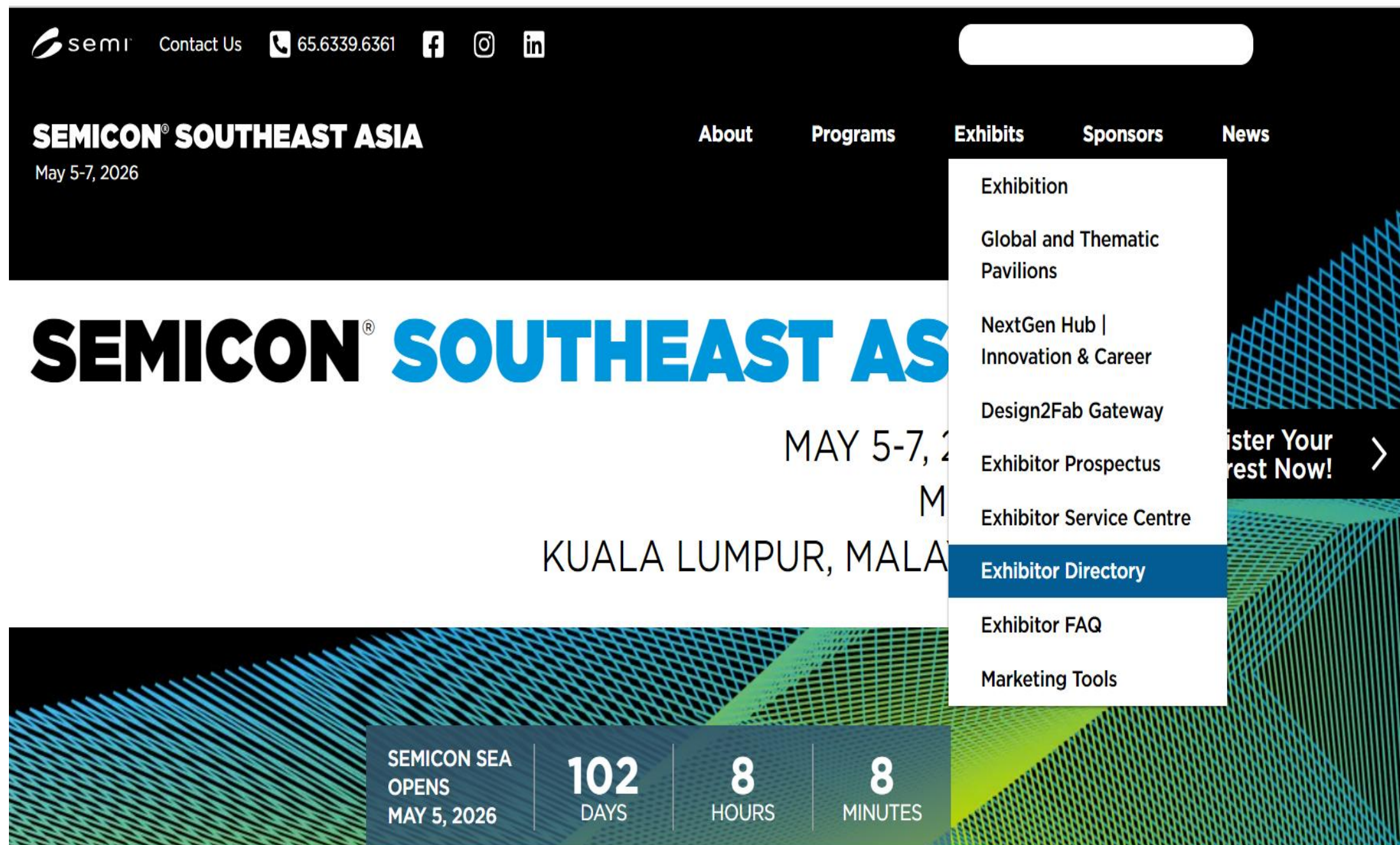
Click the **“Add Submission”** button to add your latest news & products.

Click on the **“Edit”** button in the top-right corner to update your company description, website links and categorised products or services.

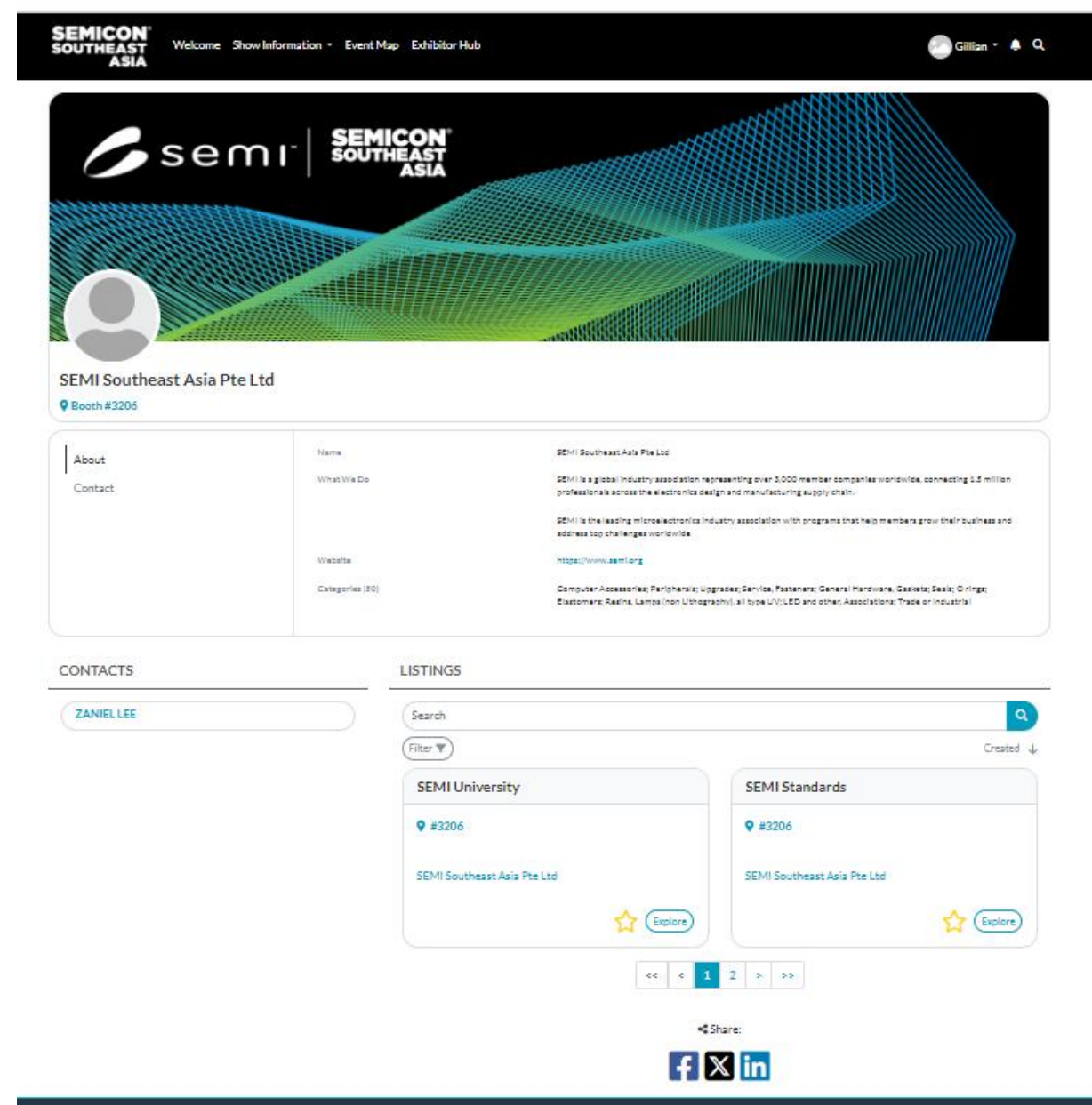
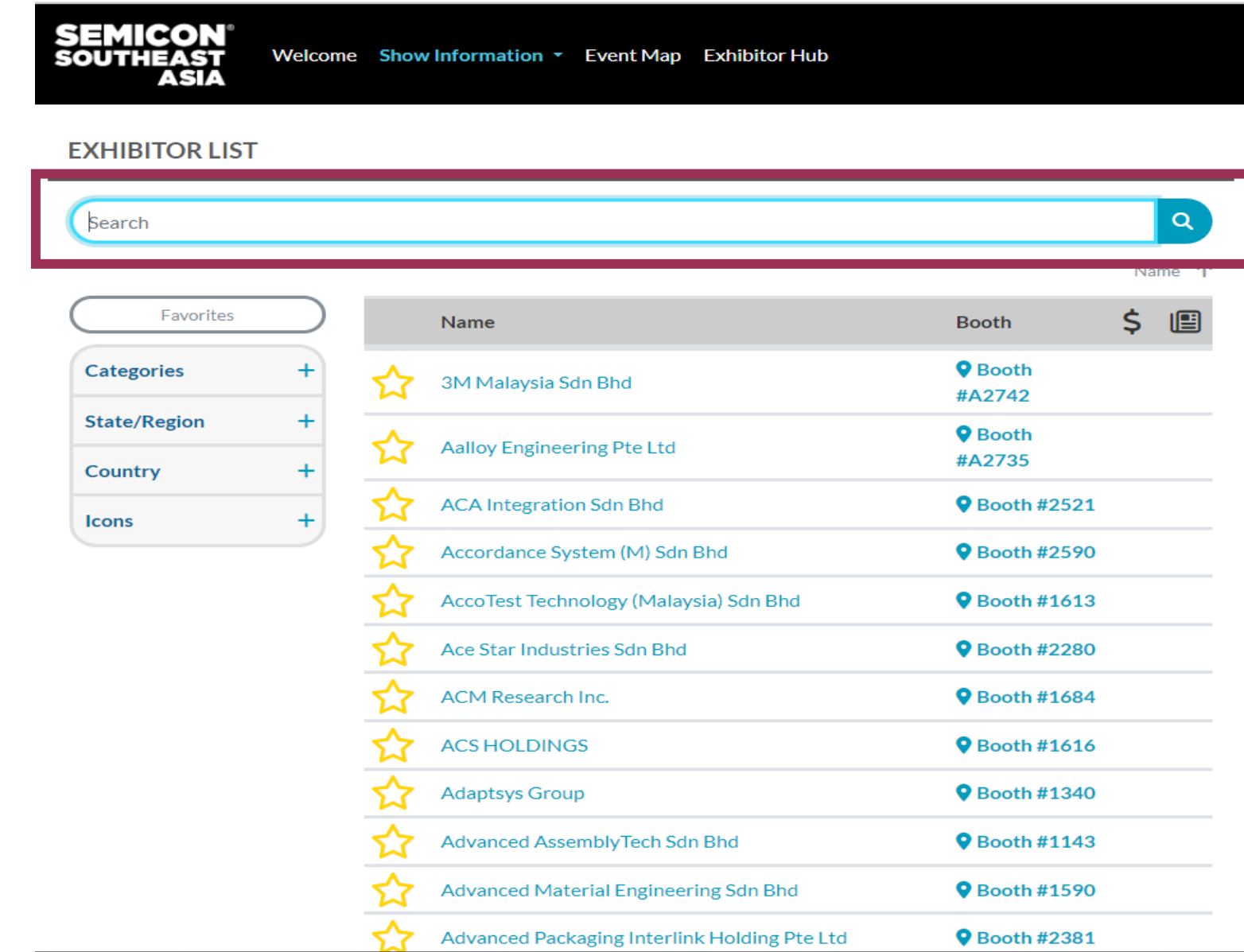
Remember to click **‘Save’** button when done

1. To view your listing, please visit www.semisea.org

2. From the Exhibits dropdown menu, select Exhibitor Directory.



3. Go to the search field to search for your company's name



4. Final completed profile



**SEMICON[®]
SOUTHEAST
ASIA**

Thank you

TRANSFORM
TOMORROW